



—  OF CANADA  —

*A Tradition of Quality*  
SINCE 1997



**OLDHICKORYBUILDINGS.CA**

FACEBOOK.COM/OLDHICKORYBUILDINGS | INSTAGRAM.COM/OLDHICKORYBUILDINGS



# A TRADITION





# OF QUALITY

Using the old fashioned, country tradition of barn building, our factories use the same time-honored construction techniques and respect for quality handed down from generation to generation within the many Amish and Mennonite communities across Canada.

With over 100 locations in Canada, a huge variety of buildings and options to choose from, you're sure to get the building you need. Old Hickory Buildings of Canada is a Canadian company and our products are proudly built in Canada by Canadian craftsmen.

The kind of quality, care and attention to detail that we put into each and every building is how we became leaders in our industry. At Old Hickory Buildings of Canada, our goal is to provide our customers with dependable storage solutions and a quality buying experience.

**IT'S NOT JUST ANY OLD BUILDING...IT'S AN  
OLD HICKORY BUILDING**




—  OF CANADA  —

**OLDHICKORYBUILDINGS.CA**



# The Difference is in the Details.

Old Hickory prides itself on exceeding our customers' expectations. From the first interaction with one of our local independent dealers through delivery and installation, we'll work hard to earn your trust. The kind of quality, care and attention to details that we put into each and every one of our barns is how we became leaders in our industry.



Engineer Certified buildings are certified for Ground Snow Load and Wind Load as defined by local requirements (once customer supplied anchors are installed). A standard set of engineered plans are available for a fee after purchase of a building. We employ a full-time engineer for quick turnaround for custom sites or builds. See page 22, visit our website or consult your local dealer for more details.

## 4x6" TREATED & NOTCHED SKIDS

Our 4in x 6in pressure treated skids are notched at 12in and 16in on centre to ensure consistent floor joist spacing. Pressure treated skids resist rot. Recessing and toenailing the joists into the notched skids locks them into place and ensures the shed can be loaded, unloaded and moved repeatedly, without any warping.



## DIAMOND-PLATE DOOR THRESHOLD

The diamond-plate door threshold cap creates a solid step that can handle constant abuse from foot traffic and equipment wheels. It prevents wear and tear on the exposed edges of the floor decking at the entrance of the shed...ensuring years of use without cracking, splintering or delaminating.





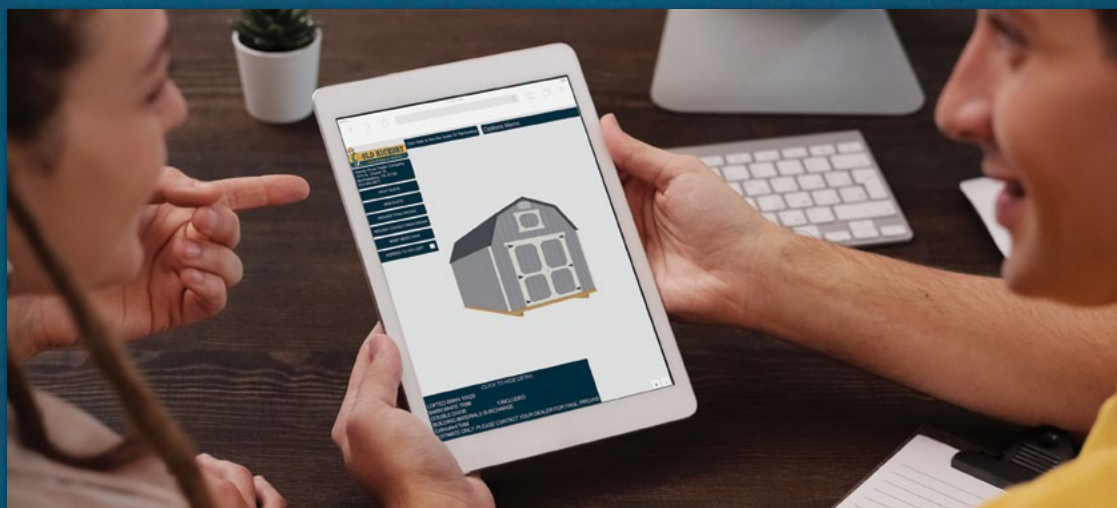
## FAST & EASY DELIVERY

Our experienced delivery drivers provide a hassle-free, efficient delivery experience. There is no site preparation necessary as long as your site is no more than 3ft out of level, in any direction. Our free delivery and set up must be within 50 kilometers of the sales lot and includes leveling up to 3 feet with customer supplied concrete blocks and driver supplied pressure treated shims. Over 50 kilometers additional charges apply. Leveling blocks can be purchased from the driver, if needed. See page 21 for details.

## METAL OR SHINGLE ROOF (SAME PRICE)

Give your shed & backyard landscape an upgraded look with our 29-gauge metal roof, available in a wide array of colors and backed by a 30-year limited warranty.

OR...match your home's roof for looks or for HOA compliance using our 30-year rated residential grade architectural shingles, available in the most commonly-used colors.



## USER FRIENDLY 3D SHED BUILDER

Our proprietary online 3D shed configurator is fully loaded with all of our design options and works smoothly on mobile devices and desktops. Because we built our own system, you can be sure the building you design is the building you'll get. Compared to the generic systems shared by other brands, we keep ours fully updated so that it shows the detail of exactly what is being designed, ordered and built.



# Select A Standard Building Style

## LOFTED BARN



With up to 8ft of loft included in the price, the Lofted Barn is ideal for customers needing to maximize their available storage space. The gambrel (barn-style) roof provides a traditional appearance and increases the total loft space. Add a package from pages 7-8 to your Lofted Barn to suit your specific needs.

10ft x 20ft Lofted Barn  
Black Metal Roof  
Gray Shadow Paint and  
Barn White Trim Paint on  
LP Smart Panel Siding  
Shown with extra options:  
two 10" x 29" windows in  
Double Barn Doors, one 2ft x  
3ft Window & a Loft Window.



### KEY FEATURES

- Iconic barn-style roof
- 6ft 3in standard inside wall height
- 7ft (81in inside) available
- Up to 8ft of loft included FREE (No price credit for subtracting loft)
- 8ft wide buildings come with a single barn door
- 10ft and wider come with double barn doors (excluding packages)



FRAMING SPECS VARY BY LOCAL  
BUILDING REQUIREMENTS



MAHOGANY URETHANE & NAVAJO  
TRIM PAINT ON SMART PANEL SIDING

### SIDE LOFTED BARN



T1-11 PRESSURE TREATED SIDING  
Shown with extra options including two 2ft x 3ft windows.



Refer to the Standard Buildings table in the Price Guide to see available sizes.

Scan the QR code or visit [oldhickorybuildings.ca/priceguide](http://oldhickorybuildings.ca/priceguide) to view the Price Guide online.



# UTILITY SHEDS

The gable style roof of the Utility Shed provides the option for increased wall height, making it feel more spacious on the inside and leaving room on the walls for taller storage shelves, long garden tools, or ladders. Add a package from pages 7-8 to your Utility Shed to suit your specific needs.



10ft x 14ft Utility Shed  
Brown Metal Roof  
Navajo Paint and Barn White Trim Paint on LP Smart Panel Siding  
Shown with extra options: one 2ft x 3ft Window with Shutter Trim, two 10" x 29" windows in Double Barn Doors and 8ft Tall Walls

## KEY FEATURES

- 6ft 3in standard inside wall height
- 7ft (81in inside) or 8ft (92in inside) available
- 8ft wide buildings come with a single barn door
- 10ft and wider come with double barn doors (excluding packages)

## SIDE UTILITY SHED



**T1-11 PRESSURE TREATED SIDING**  
Shown with extra options including two 2ft x 3ft windows.



**MAHOGANY URETHANE & BARN WHITE TRIM PAINT ON SMART PANEL SIDING**



**FRAMING SPECS VARY BY LOCAL BUILDING REQUIREMENTS**



# Pick An Add-On Package

Whether you're looking for simple home storage, a space for lawn equipment, or if you plan to transform your building into a hobby shop or a recreational space... we've got solutions. Refer to the Add-On Packages table in the Price Guide.

## PLAYHOUSE

The playhouse package is an easy add-on if you're looking to give your barn or shed some country style and a place to sit in the shade.

### Included:

- 9 lite window walk-in door
- 4ft porch  
(included in total building length)
- Two porch support posts
- Three 2ft x 3ft single-pane windows
- Utility style Playhouse has 8ft walls



BEIGE PAINT & BARN WHITE TRIM PAINT  
ON LP SMART PANEL SIDING



BROWN PAINT & BARN WHITE TRIM PAINT  
ON LP SMART PANEL SIDING

## SIDE PORCH

With similar features, the Side Porch package is a great alternative to the Playhouse if you're planning to orient the building sideways.

### Included:

- 9 lite window walk-in door
- 4ft depth porch with railing on short side  
(porch included in total building length)
- One porch support post
- Two 2ft x 3ft single-pane windows
- Double Barn Doors
- Utility style Side Porch has 8ft walls



T1-11 PRESSURE TREATED SIDING



MAHOGANY URETHANE & BARN WHITE TRIM PAINT  
ON LP SMART PANEL SIDING

## GARAGE

A rollup garage door can be the ideal add-on for easy-access storage. Recessed diamond plate door threshold helps prevent water from getting into the building during normal precipitation.

### Included:

- Garage Door (8ft or 9ft - see price guide)
- Solid walk-in house door
- One 2ft x 3ft single-pane window
- 12in on center floor joists for heavier loads
- Utility style Garage package has 8ft walls



SCARLET RED PAINT & BARN WHITE TRIM  
PAINT ON LP SMART PANEL SIDING



T1-11 PRESSURE TREATED SIDING



Refer to the Add-On Packages in the Price Guide to see options and prices.

Scan the QR code or visit [oldhickorybuildings.ca/priceguide](http://oldhickorybuildings.ca/priceguide) to view the Price Guide online.



PINNACLE RED PAINT & BARN WHITE TRIM PAINT ON LP SMART PANEL SIDING

T1-11 PRESSURE TREATED SIDING

## DELUXE PLAYHOUSE

The Deluxe Playhouse is the ultimate package for creating an outdoor recreational space, DIY studio or home office.

### Included:

- 9 lite window walk-in door
- Bay style windows with wrap around porch (total length of building includes 4ft of porch)
- Porch railing in 3 sections (approx. 4ft each)
- Four porch support posts
- Five 2ft x 3ft single-pane windows
- Utility style Deluxe Playhouse has 8ft walls

Notes: Minimum size is 12ft x 24ft



GAP GRAY PAINT, NAVAJO TRIM PAINT & DRIFTWOOD URETHANE ON SHUTTERS & DOORS ON LP SMART PANEL SIDING

## SHED DORMER

The Shed Dormer adds substantial daylight into your shed, making the inside feel larger and giving the outside a quaint appearance.

### Included:

- Comes standard with a 7/12 pitch roof
- Includes: Three 10in x 29in horizontal windows
- Treated buildings have 81in inside walls
- Painted/Urethane buildings have 82.5in inside walls

Notes: Only available on 8ft, 10ft & 12ft widths and only for inside wall heights listed above. More than one dormer can be added to a building if size permits.

Shed Dormer shown with extra options including two 2ft x 3ft windows with shutter trim and Double Barn Doors with windows.



BARN WHITE PAINT & GAP GRAY TRIM PAINT ON LP SMART PANEL SIDING

## GABLE DORMER

The Gable Dormer provides an architectural detail that transforms your storage space into an attractive landscape feature.

### Included:

- One 18in octagonal window
- Treated buildings have 92in inside walls
- Painted / Urethane buildings have 93.5in inside walls

Notes: More than one dormer can be added to a building if size permits.

Gable Dormer shown with extra options including two 3ft x 3ft windows with shutter trim, one 2ft x 3ft window with shutter trim and Double Barn Doors with windows.



# Or Choose A Specialty Building...

## STUDIO SHEDS

With a lean-to roof style, the Studio Shed can be placed with its back against a tree line or a property boundary as a way to integrate the structure in the landscape. The high front can include horizontal windows to let in natural light.

**ENGINEER**  
*certified*

10ft x 10ft Studio Shed  
Black Metal Roof  
Gray Shadow Paint with  
Barn White Trim Paint on  
LP Smart Panel Siding  
Shown with extra options:  
(2) 10" x 29" windows in  
Double Barn Doors



## KEY FEATURES

- Single slope roof style
- Rear Wall Height: 75in – 76.5in (depending on siding chosen)
- Front Wall Height: Minimum 100in (increases with shed width)
- Roof Pitch: 3/12



FRAMING SPECS VARY BY LOCAL  
BUILDING REQUIREMENTS



MAHOGANY URETHANE &  
NAVAJO TRIM PAINT  
ON SMART PANEL SIDING



GAP GRAY PAINT & BARN WHITE TRIM PAINT  
ON SMART PANEL SIDING

Shown with extra options including two 2ft x 3ft windows, three  
10in x 35in windows and one house-style door with 9 lite window.



Refer to the Specialty Buildings table in the Price Guide to see available sizes.  
Not available with Add-on Packages from Pages 7-8.

Scan the QR code or visit  
[oldhickorybuildings.ca/priceguide](http://oldhickorybuildings.ca/priceguide)  
to view the Price Guide online.



## BARN NON-LOFTED

If you need just a little extra outdoor storage space for some gardening tools, some lawn equipment or other odds and ends, then the Non-lofted Barn might be the right choice. It's plenty tall enough for the average adult.

**ENGINEER**  
*certified*

10ft x 12ft Barn (Non-lofted)  
Hunter Green Metal Roof  
T1-11 Pressure Treated Siding

## KEY FEATURES

- Iconic barn appearance
  - 4ft side wall height
- 8ft wide buildings come with a single barn door
- 10ft and wider come with double barn doors



T1-11 PRESSURE TREATED SIDING



RUSTIC RED PAINT & BARN WHITE TRIM  
PAINT ON LP SMART PANEL SIDING



FRAMING SPECS VARY BY LOCAL  
BUILDING REQUIREMENTS



# Idea Gallery



**UTILITY SIDE PORCH PACKAGE / BURNISHED SLATE METAL ROOF  
GAP GRAY PAINT & BARN WHITE TRIM PAINT  
ON LP SMART PANEL SIDING**



**SHED DORMER PACKAGE / BUILD ON SITE  
BLACK SHINGLE ROOF / UNPAINTED LP SMART PANEL SIDING**  
Shown with extra options including two 2ft x 3ft Windows with Shutter Trim,  
Double & Single Barn Doors with Windows & 6in Front & Back Overhang.



**UTILITY SHED / BLACK METAL ROOF  
BARN WHITE PAINT ON LP SMART PANEL SIDING**  
Shown with extra options including two 2ft x 3ft Windows,  
& Double Barn Doors with Windows.



**LOFTED GARAGE PACKAGE / BURNISHED SLATE METAL ROOF  
BEIGE PAINT & CLAY TRIM PAINT ON LP SMART PANEL SIDING**  
Shown with extra options including Double Barn Doors with windows, 9 Lite House-style Door,  
two 2ft x 3ft Windows with Shutter Trim & Loft Window with Shutter Trim.



**SIDE UTILITY SHED / BLACK METAL ROOF  
GAP GRAY PAINT & BARN WHITE TRIM PAINT ON LP SMART PANEL SIDING**  
Shows customer supplied shutters.



**DELUXE LOFTED PLAYHOUSE PACKAGE  
RUSTIC RED METAL ROOF  
T1-11 PRESSURE TREATED SIDING**





**LOFTED PLAYHOUSE PACKAGE / BURNISHED SLATE METAL ROOF**  
**BARN WHITE PAINT ON LP SMART PANEL SIDING**  
 Shown with extra options including two 3ft x 3ft Windows.



**SHED DORMER PACKAGE / BURNISHED SLATE METAL ROOF**  
**MAHOGANY URETHANE & BROWN TRIM PAINT ON LP SMART PANEL SIDING**  
 Shown with extra options including two 2ft x 3ft Windows with Shutter Trim  
 & Double Barn Doors with Windows.



**LOFTED BARN / CHARCOAL METAL ROOF**  
**BARN WHITE PAINT & BLACK TRIM PAINT ON LP SMART PANEL SIDING**  
 Shown with extra options including one extra Double Barn Door & one 3ft x 3ft Window.



**SIDE LOFTED BARN / BLACK METAL ROOF**  
**GRAY SHADOW PAINT & BARN WHITE TRIM PAINT ON LP SMART PANEL SIDING**  
 Shown with extra options including two 2ft x 3ft Windows.



**DELUXE LOFTED PLAYHOUSE PACKAGE**  
**RUSTIC RED METAL ROOF**  
**T1-11 PRESSURE TREATED SIDING**



# Animal Shelters & Wood Drying Sheds

## ANIMAL SHELTERS

Our Animal Shelters have a 4x6 pressure treated perimeter base to make it deliverable by our drivers yet resist rotting from ground moisture. It's possible to add stalls, separators and even a tack room depending on the size.




12ft x 40ft Animal Shelter  
Hunter Green Metal Roof  
T1-11 Pressure Treated Siding  
Shown with additional stalls

## KEY FEATURES

- 4in x 6in Pressure Treated perimeter base
- 1 1/4in Pressure Treated Kick Boards approximately 4ft high, spaced 1.5in apart
- Standard stall opening is 8ft wide
- One stall is standard per 12ft of length (10ft x 12ft = 1 stall, 10ft x 20ft = 1 stall, 10ft x 24ft = 2 stalls). Tack room is not included
- Additional stalls (includes opening and divider) can be added for an additional cost (optional) See Price Guide
- Buildings will be set directly on ground with no blocking. Ground must be suitable for application prior to delivery

### TACK ROOM

- Tack rooms require a minimum of 4ft added to the 12ft of length needed per stall (E.g. 1-stall plus a 4ft wide tack room requires a minimum of 16ft total length)
- Tack Room starts on an outside end wall. Additional cost to start on an inside divider wall. See Price Guide
- Tongue and Groove, Engineered Panels flooring.
- OSB divider wall between tack room and stall
- 3ft Wooden Barn Door on all tack rooms
- Upgrade to 4ft Wooden Barn Door. See Price Guide



Interior Tack Room shown with extra options including 2ft x 3ft window and extra Single Barn Door



Refer to the Animal Shelter & Wood Drying Shed tables in the Price Guide to see available sizes.

Scan the QR code or visit [oldhickorybuildings.ca/priceguide](http://oldhickorybuildings.ca/priceguide) to view the Price Guide online.



# WOOD DRYING SHEDS

The unique design will keep the rain off while allowing air to flow through the shed.

10ft x 10ft  
Wood Drying Shed  
Silver Metal Roof  
Shown with upgraded  
Utility Style roof

## KEY FEATURES

- Pressure Treated 2ft x 4ft construction
- 5/4in x 6in Decking Boards



Shown with Single Slope roof. Upgrade to Utility Style roof for an additional charge. See Price Guide.



Shown with upgraded Utility Style Roof



# Metal Colors

Same price for Standard Metal or Shingle Roof. See Price Guide for Special Order Metal.

## STANDARD METAL

**RUSTIC RED**

**CHARCOAL**

**BLACK**

**BURNISHED SLATE**

**HUNTER GREEN**

**SILVER**

## SPECIAL ORDER METAL

*Adds one week to the lead-time and has a slight upcharge*

**BRILLIANT WHITE**

**ALAMO WHITE**

**ASH GRAY**

**LIGHT STONE**

**TAN**

**TAUPE**

**PEWTER GRAY**

**BROWN**

**BRITE RED**

**BURGUNDY**

**GALLERY BLUE**

**OCEAN BLUE**

Metal color availability and color names vary by region. Please consult your dealer for options in your area.

## METAL ADVANTAGES

- 29 Gauge high quality metal
- **30 YEAR LIMITED WARRANTY** | All metal roofing comes with a 30 year limited warranty against rust through
- Provides your building with an upscale architectural appearance
- Metal is 100% recyclable & virtually worry-free

## SHINGLE ADVANTAGES

- Residential grade architectural shingles
- 30 year limited warranty
- Match your home or existing building(s)

## SHINGLE ROOF

**WEATHERED WOOD**

**DARK BROWN**

**BLACK**

**EVERGREEN**

\*Actual colors may vary from those displayed in brochure. See dealer for actual color swatch. OHB is not responsible for colors not matching the brochure.



# Paint & Urethane Colors

One Standard Paint Color included in price. See Price Guide for Urethane or Custom Colors.

## STANDARD PAINT

**BARN WHITE**

**NAVAJO**

**BEIGE**

**CLAY**

**BUCKSKIN**

**BROWN**

**GRAY SHADOW**

**GAP GRAY**

**BLACK**

**EVERGREEN**

**PINNACLE RED**

**SCARLET RED**

Standard paints are Sherwin Williams® DuraCraft™. Custom colors must use Sherwin Williams® DuraCraft™ base.



SCARLET RED PAINT & BARN WHITE TRIM PAINT ON LP SMART PANEL SIDING



GAP GRAY PAINT & BARN WHITE TRIM PAINT ON LP SMART PANEL SIDING

## URETHANE STAIN COLORS

**MAHOGANY**

**HONEY GOLD**

**CHESTNUT BROWN**

**DARK EBONY**

**DRIFTWOOD**



CHESTNUT BROWN URETHANE ON LP SMART PANEL SIDING



HONEY GOLD URETHANE ON LP SMART PANEL SIDING

\*Actual colors may vary from those displayed in brochure. See dealer for actual color swatch. OHB is not responsible for colors not matching the brochure.



# Siding Options



## 5/8" T1-11 PRESSURE TREATED

- 24in ON CENTRE STUDS / 24in ON CENTRE TRUSSES (66% thicker siding easily spans 24in on centre stud spacing)
- Double studded at siding seams to resist treated wood's tendency to shrink, same number of studs as 16in on centre
- All PRESSURE TREATED wood features a LIMITED LIFETIME WARRANTY against termites and fungal decay
- Tried and true PREMIUM grade REAL PLYWOOD SIDING
- 5/8in thick, 66% THICKER than many competing siding products
- Available Coatings: Water Sealer (only)



## 3/8" LP SMART PANEL

- 16in ON CENTRE STUDS / 24in ON CENTRE TRUSSES / DOUBLE TOP STUD PLATE
- SMARTGUARD TREATMENT makes this engineered wood product WATER RESISTANT
- SMARTGUARD ZINC BORATE TREATMENT provides fungal decay, termite and impact RESISTANCE
- Comes with a 50 YEAR LIMITED WARRANTY from the manufacturer
- Available Coatings: Paint & Urethane (only)



LOFTED SIDE PORCH PACKAGE / BURNISHED SLATE METAL ROOF  
T1-11 PRESSURE TREATED SIDING



UTILITY SHED / CHARCOAL METAL ROOF  
NAVAJO PAINT & BARN WHITE TRIM PAINT ON LP SMART PANEL SIDING  
Shown with extra options including two 3ft x 3ft Windows



# Flooring Options

Scan the QR code or visit  
[oldhickorybuildings.ca/priceguide](http://oldhickorybuildings.ca/priceguide)  
to view the Price Guide online.



## 5/8" ENGINEERED TONGUE & GROOVE

- 5/8in Tongue and Groove, Engineered Panels
- Exceptional strength & stiffness for a flatter, more stable floor
- Free of knots and patches with a thermally fused face
- Advanced resins are moisture resistant
- Choose this if you want a seamless floor with a virtually flawless appearance

### UPGRADE:

3/4in Tongue and Groove, Engineered Panels (See Price Guide)



**Standard floor designed for 300 lbs. POINT LOAD spread evenly over an area no less than 5 inches by 5 inches. Additional options are available. See dealer/website for more heavy duty options.**

## Floor Joist Options

- 16in on centre pressure treated floor joists - standard
- 12in on centre pressure treated floor joists - *optional* (standard on garages)
- 2x4 Pressure treated floor joists - standard
- 2x6 Pressure treated floor joists - *optional* (standard on 14ft wide and above)



**SIDE LOFTED BARN / BLACK SHINGLE ROOF  
SCARLET RED PAINT & BARN WHITE TRIM PAINT ON LP SMART PANEL SIDING**



**UTILITY GARAGE PACKAGE / PEWTER GRAY METAL ROOF  
MAHOGANY URETHANE ON LP SMART PANEL SIDING**



# Options & Add-Ons

See Options & Add-Ons Table in Price Guide

## WINDOWS



**18" OCTAGONAL**

**W1**



**12" x 18" FOR LOFT**

**W2**



**2' x 3' SINGLE / DOUBLE PANE**

**W3S / W3D**



**3' x 3' SINGLE / DOUBLE PANE**

**W4S / W4D**



**SHUTTER TRIM SHOWN ON 2'x3'**

**W5**



**10" x 35"**

**W6**



**10" x 29"**

**W7**


Double Pane Windows are Vinyl, Argon filled & Energy Star rated

## DOORS



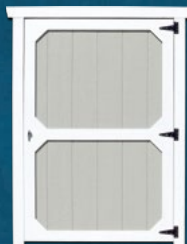
**3' SINGLE BARN**

**D1**




**3' SINGLE BARN WITH WINDOW**

**D2**



**4' SINGLE BARN**

**D3**



**4' SINGLE BARN WITH WINDOW**

**D4**



**DOUBLE BARN**

**D5**



**DOUBLE BARN WITH WINDOWS**

**D6**



**HOUSE STYLE NO WINDOW**

**D7**




**HOUSE STYLE WITH 9 LITE WINDOW**

**D8**




**OPENING LOFT DOOR**

**D9**



**9' x 7' GARAGE**

**D10**



**8' x 7' GARAGE**

**D11**

## PROTECTIVE BARRIERS



**HOUSE WRAP VAPOR BARRIER | P1**



**TAR PAPER | P2**

See Price Guide for all available protective barrier and insulation options.





Scan the QR code or visit  
oldhickorybuildings.ca/priceguide  
to view the Price Guide online.

## UTILITY SHED WALL HEIGHT



**6'3" WALLS**




**7' WALLS | H1** (UTILITIES ONLY)



**8' WALLS | H2** (UTILITIES ONLY)

Walls taller than 6ft 3in on Lofted Sheds or taller than 8ft on Utility sheds requires build on site.

## INTERIOR ADD-ONS



**WORKBENCH | I1**



**SHELVES | I2**



**LOFT | I3**

## EXTERIOR ADD-ONS



**EXTRA PORCH POST | E1 & PORCH RAILING | E2**




**6" FRONT & BACK OVERHANG | E3 & 7/12 PITCH | E4**

## FRAMING OPTIONS



**16" ON CENTER TRUSSES (PAINTED ONLY) | F1**  
16" on center studs are standard



**16" ON CENTER STUDS & TRUSSES (TREATED ONLY) | F2**



# FREE DELIVERY

## & EASY SETUP WITHIN 50 KILOMETERS

We will provide you with a quick and efficient delivery experience.  
Delivery site must be accessible with a truck and trailer.



**NO SITE PREPARATION NECESSARY** if site is accessible with truck and trailer and site is **NO MORE THAN 3 FEET OUT OF LEVEL**. **FREE SETUP** includes leveling with customer supplied concrete blocks and driver supplied pressure treated shims. Drivers can supply concrete blocks for a small fee. See Price Guide for details. **FIRST 50 KILOMETERS FREE**. Over 50 kilometers subject to additional charge.


## PLEASE CONSULT YOUR LOCAL DEALER FOR THE MOST UP-TO-DATE DELIVERY LEAD TIMES

**NOTE:** Non-standard metal colors on any building will add to the lead time. Peak season and poor weather conditions can also add extra days on to delivery times. Lead times vary by location and non-standard colors are not available in all areas.

## BUILD ON SITE

**LEAD TIMES VARY BY LOCATION. NOT AVAILABLE IN ALL AREAS**

Old Hickory Buildings of Canada offers a build-on-site program for those situations where delivery is not an option or a customer wants a customized solution. See your dealer for more information. Old Hickory Buildings of Canada cannot paint, urethane or water seal on-site buildings. Paint/Urethane/Water Sealer not included in price.



Old Hickory Buildings of Canada, ULC and its associates are not responsible for permits, snow/wind load requirements, covenant searches, restrictions, setbacks, yard damage, or underground damage. In very rare cases, underground footers may be required by local building codes. Old Hickory Buildings of Canada does not offer digging or footer services and these are not included in free set up, however we can work with customer or contractor when required for an additional cost. Please contact your local Building Inspector and/or Homeowner's Association for information on requirements and restrictions. It is the customer's responsibility to decide if ground conditions are unsuitable for delivery. Old Hickory has the right to refuse any sale prior to the time when it is accepted and approved by Old Hickory's corporate office and the building is set up at customer's location





Our low monthly rental rates are comparable to mini-warehousing rates. Our no strings attached plan allows you to have your own storage facility at your home or business, when and where you need it.

## NO STRINGS ATTACHED

The rental agreement is on a month to month basis, meaning you have the flexibility to turn in the building at any time for any reason. **SEE DEALER FOR DETAILS.**

## EARLY PAYOFF

Payoff anytime with no penalty. There is also a discount off the rental balance for those who pay off early. You will not own the building until you make all payments necessary to acquire ownership or you exercise the early payoff option.

## 90 DAYS SAME AS CASH

If you decide to pay off the building within 90 days, we'll waive the entire cost of lease services.



**Engineer Certified buildings are certified for Ground Snow Load and Wind Load as defined by local requirements (once customer supplied anchors are installed). A standard set of engineered plans are available for a fee after purchase of a building. We employ a full-time engineer for quick turnaround for custom sites or builds. Visit our website or consult your local dealer for more details.**

Price does not include anchors. Additional options are available – see dealer/website for more details. Extra charges apply for custom plans, calculations or elevations. Designed to meet local standards, not guaranteed for every local jurisdiction. Our buildings are classified as Minor Storage Facilities (Occupancy Category 1) and not intended for any other use. Economy style Buildings are not certified as a standard. These can be built as certified for an additional charge.

## FIVE YEAR LIMITED WARRANTY

We offer you peace of mind – with a limited 5 year warranty backed by a company that has been in business since 1997, you can trust that Old Hickory will be there if you need them, and with our warranty written, there will be no surprises in the rare event of a claim. [www.oldhickorybuildings.ca/five\\_year\\_warranty](http://www.oldhickorybuildings.ca/five_year_warranty)

## LIMITED LIFETIME WARRANTY

Against termite damage and fungal decay on all pressure treated materials (from the pressure treating company). [www.oldhickorybuildings.ca/lifetime\\_warranty](http://www.oldhickorybuildings.ca/lifetime_warranty)

## 30 YEAR LIMITED WARRANTY ON METAL

All metal roofing comes with a 30 year limited warranty against rust through.

## 50 YEAR MANUFACTURER'S WARRANTY

For LP Smart Panel Siding. Follow the link provided for more information: [www.lpcorp.com/media/1419/lp-smartside-warranty-english.pdf](http://www.lpcorp.com/media/1419/lp-smartside-warranty-english.pdf)








# BUILD — & — PRICE

VISIT [OLDHICKORYBUILDINGS.CA](http://OLDHICKORYBUILDINGS.CA)  
TO DESIGN & CUSTOMIZE  
YOUR OWN BUILDING

Our proprietary online 3D shed configurator is fully loaded with all of our design options and works smoothly on mobile devices and desktops. Because we built our own system, you can be sure the building you design is the building you'll get. Compared to the generic systems shared by other brands, we keep ours fully updated so that it shows the detail of exactly what is being designed, ordered and built.



5.3.21  
(OHC\_AP-V001)

Old Hickory Buildings of Canada, ULC ©Copyright 2021 / All rights reserved.

Scan the QR code or visit  
[oldhickorybuildings.ca/priceguide](http://oldhickorybuildings.ca/priceguide)  
to view the Price Guide online.

