



PRICE GUIDE



Metal Colors

STANDARD METAL

Same price for Standard Metal or Shingle Roof.

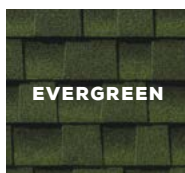


| | | |
|-----------------|--------------|--------|
| RUSTIC RED | CHARCOAL | BLACK |
| BURNISHED SLATE | HUNTER GREEN | SILVER |

SPECIAL ORDER METAL

Adds one week to the lead-time and has a slight upcharge.

| | | |
|-----------------|--------------|------------|
| BRILLIANT WHITE | ALAMO WHITE | ASH GRAY |
| LIGHT STONE | TAN | TAUPE |
| PEWTER GRAY | BROWN | BRITE RED |
| BURGUNDY | GALLERY BLUE | OCEAN BLUE |

Shingles



Paint & Urethane Colors

STANDARD PAINT

One Standard Paint Color included in price.

| | | |
|-------------|--------------|-------------|
| BARN WHITE | NAVAJO | BEIGE |
| CLAY | BUCKSKIN | BROWN |
| GRAY SHADOW | GAP GRAY | BLACK |
| EVERGREEN | PINNACLE RED | SCARLET RED |

URETHANE STAIN COLORS

| | | |
|------------|------------|----------------|
| MAHOGANY | HONEY GOLD | CHESTNUT BROWN |
| DARK EBONY | DRIFTWOOD | |

Metal color availability and color names vary by region. Please consult your dealer for options in your area. Actual colors may vary from those displayed in brochure. See dealer for actual color swatch. OHB is not responsible for colors not matching the brochure.

OLDHICKORYBUILDINGS.CA

FACEBOOK.COM/OLDHICKORYBUILDINGS
INSTAGRAM.COM/OLDHICKORYBUILDINGS

Scan the QR code or visit
oldhickorybuildings.ca/brochure
to view & download our full brochure.





STANDARD BUILDINGS



LOFTED BARNs

WALL HEIGHT IS 6' 3"
TREATED OR PAINTED ONE COLOR



UTILITY SHEDs

PRICE IS FOR 6' 3" WALLS (7/8' AVAIL)
TREATED OR PAINTED ONE COLOR

| SIZE | CASH PRICE* | RENT TO OWN (36 MO) | RENT TO OWN (60 MO)** |
|--------|-------------|-----------------------|-----------------------|
| 8x10 | \$4,975 | \$230 ³² | \$184 ²⁶ |
| 8x12 | \$5,195 | \$240 ⁵¹ | \$192 ⁴¹ |
| 8x16 | \$6,075 | \$281 ²⁵ | \$225 ⁰⁰ |
| 10x10 | \$5,795 | \$268 ²⁹ | \$214 ⁶³ |
| 10x12 | \$6,425 | \$297 ⁴⁵ | \$237 ⁹⁶ |
| 10x14 | \$6,895 | \$319 ²¹ | \$255 ³⁷ |
| 10x16 | \$7,175 | \$332 ¹⁸ | \$265 ⁷⁴ |
| 10x20 | \$8,945 | \$414 ¹² | \$331 ³⁰ |
| 12x16 | \$9,175 | \$424 ⁷⁷ | \$339 ⁸¹ |
| 12x20 | \$10,595 | \$490 ⁵¹ | \$392 ⁴¹ |
| 12x24 | \$12,375 | \$572 ⁹² | \$458 ³³ |
| 12x28 | \$14,145 | \$654 ⁸⁶ | \$523 ⁸⁹ |
| 12x30 | \$14,825 | \$686 ⁹⁴ | \$549 ⁰⁷ |
| 12x32 | \$15,575 | \$721 ⁰⁶ | \$576 ⁸⁵ |
| 12x36 | \$16,575 | \$767 ³⁶ | \$613 ⁸⁹ |
| 12x40 | \$17,625 | \$815 ⁹⁷ | \$652 ⁷⁸ |
| 14x24 | \$15,945 | \$738 ¹⁹ | \$590 ⁵⁶ |
| 14x28 | \$17,975 | \$832 ¹⁸ | \$665 ⁷⁴ |
| 14x32 | \$20,375 | \$943 ²⁹ | \$754 ⁶³ |
| 14x36 | \$22,025 | \$1,019 ⁶⁸ | \$815 ⁷⁴ |
| 14x40 | \$23,375 | \$1,082 ¹⁸ | \$865 ⁷⁴ |
| ▶16x24 | \$19,125 | NA | NA |
| ▶16x28 | \$21,595 | NA | NA |
| ▶16x32 | \$24,425 | NA | NA |
| ▶16x36 | \$26,445 | NA | NA |
| ▶16x40 | \$28,075 | NA | NA |

Choose a Standard Building Style & Size

Then choose an add-on package below
Your package price is added to the standard building price

| SIZE | CASH PRICE* | RENT TO OWN (36 MO) | RENT TO OWN (60 MO)** |
|--------|-------------|-----------------------|-----------------------|
| 8x8 | \$3,945 | \$182 ⁶⁴ | \$146 ¹¹ |
| 8x10 | \$4,275 | \$197 ⁹² | \$158 ³³ |
| 8x12 | \$4,475 | \$207 ¹⁸ | \$165 ⁷⁴ |
| 8x16 | \$5,925 | \$274 ³¹ | \$219 ⁴⁴ |
| 10x10 | \$5,075 | \$234 ⁹⁵ | \$187 ⁹⁶ |
| 10x12 | \$5,625 | \$260 ⁴² | \$208 ³³ |
| 10x14 | \$6,095 | \$282 ¹⁸ | \$225 ⁷⁴ |
| 10x16 | \$6,395 | \$296 ⁰⁶ | \$236 ⁸⁵ |
| 10x20 | \$8,045 | \$372 ⁴⁵ | \$297 ⁹⁶ |
| 12x16 | \$8,225 | \$380 ⁷⁹ | \$304 ⁶³ |
| 12x20 | \$9,575 | \$443 ²⁹ | \$354 ⁶³ |
| 12x24 | \$10,895 | \$504 ⁴⁰ | \$403 ⁵² |
| 12x28 | \$12,475 | \$577 ⁵⁵ | \$462 ⁰⁴ |
| 12x30 | \$13,275 | \$614 ⁵⁸ | \$491 ⁶⁷ |
| 12x32 | \$13,675 | \$633 ¹⁰ | \$506 ⁴⁸ |
| 12x36 | \$15,045 | \$696 ⁵³ | \$557 ²² |
| 12x40 | \$15,945 | \$738 ¹⁹ | \$590 ⁵⁶ |
| 14x24 | \$14,625 | \$677 ⁰⁸ | \$541 ⁶⁷ |
| 14x28 | \$16,475 | \$762 ⁷³ | \$610 ¹⁹ |
| 14x32 | \$18,775 | \$869 ²¹ | \$695 ³⁷ |
| 14x36 | \$20,795 | \$962 ⁷³ | \$770 ¹⁹ |
| 14x40 | \$22,575 | \$1,045 ¹⁴ | \$836 ¹¹ |
| ▶16x24 | \$17,525 | NA | NA |
| ▶16x28 | \$19,775 | NA | NA |
| ▶16x32 | \$22,495 | NA | NA |
| ▶16x36 | \$24,975 | NA | NA |
| ▶16x40 | \$26,975 | NA | NA |

Up to 8ft of loft included in price. Additional charges apply if over 8ft. No discount for subtracting loft.
▶ 16ft wide buildings only available as build on site.

▶ 16ft wide buildings only available as build on site.

ADD-ON PACKAGES



PLAYHOUSE



DELUXE PLAYHOUSE



GARAGE

Includes HOUSE-STYLE DOOR WITH 9 LITE WINDOW, 4' PORCH*, two PORCH POSTS, and three 2' x 3' SINGLE PANE WINDOWS. The Utility Style Playhouse package will include 8' WALLS. Package price does not include wooden barn doors. *Total length of building includes 4' PORCH.

Includes HOUSE-STYLE DOOR WITH 9 LITE WINDOW, PORCH, PORCH RAILING (Included porch railing is 3 sections that are approx. 4' each.), four PORCH POSTS, and five 2' x 3' SINGLE PANE WINDOWS. The Utility Style Deluxe Playhouse Package will also include 8' WALLS. Minimum size is 12' x 24'. Package price does not include wooden barn doors. *Total length of building includes 4' PORCH.

Includes GARAGE DOOR, HOUSE-STYLE DOOR WITH NO WINDOW, one 2' x 3' SINGLE PANE WINDOW and 12" ON CENTER FLOOR JOISTS. The Utility Style Garage Package will also include 8' WALLS. Package price does not include wooden barn doors. Occupancy class not intended for use as a 'Private Garage' as defined by IBC.

| | |
|----------------|--|
| \$1,415 | Adds \$47.45 to 36 month rent Adds \$37.96 to 60 month rent** |
|----------------|--|

| | |
|----------------|--|
| \$2,385 | Adds \$79.86 to 36 month rent Adds \$63.89 to 60 month rent** |
|----------------|--|

| | | |
|-----------------------|----------------|--|
| 9' GARAGE DOOR | \$1,580 | Adds \$53.01 to 36 month rent Adds \$42.41 to 60 month rent** |
| 8' GARAGE DOOR | \$1,565 | Adds \$52.55 to 36 month rent Adds \$42.04 to 60 month rent** |

Building must include a porch to get package price.

Building must include a porch to get package price.

Building must include a garage door and house-style door with no window to qualify for package price.



SIDE PORCH

Includes HOUSE-STYLE DOOR WITH 9 LITE WINDOW, PORCH, PORCH RAILING (included porch railing is approx. 4'.), one PORCH POST, two 2' x 3' SINGLE PANE WINDOWS and DOUBLE WOODEN BARN DOORS. The Utility Style Side Porch package will also include 8' WALLS. *Total building width and length includes porch dimensions.

| | |
|----------------|--|
| \$1,585 | Adds \$53.01 to 36 month rent Adds \$42.41 to 60 month rent** |
|----------------|--|

Building must include a porch to get package price.



SHED DORMER

Available only on Utility Sheds

Includes a 7/12 PITCH ROOF (normally 5/12), three 10" x 29" WINDOWS in dormer. Only available on 8', 10' & 12' wide buildings. Inside wall heights are 81" for T1-11 siding and 82.5" for painted LP Smart Panel. More than one dormer can be added to building if size permits. Add \$1,515 for each additional dormer.

| | |
|----------------|--|
| \$1,515 | Adds \$50.69 to 36 month rent Adds \$40.56 to 60 month rent** |
|----------------|--|



GABLE DORMER

Available only on Utility Sheds

Includes one 18" OCTAGONAL WINDOW. More than one dormer can be added to building if size permits. Add \$1,515 for each additional dormer.

| | |
|----------------|--|
| \$1,515 | Adds \$50.69 to 36 month rent Adds \$40.56 to 60 month rent** |
|----------------|--|



A standard set of engineered plans are available for a fee after purchase of a building. Engineer Certified buildings are certified for 3.4 kPa Ground Snow Load and 0.5 kPa Wind (wind rating requires customer supplied anchors). Designed to meet NBC standards, not guaranteed for every local jurisdiction. See options table for pricing.



SPECIALTY BUILDINGS



SIDING OPTIONS



BARN

WALL HEIGHT IS 4'
TREATED OR PAINTED ONE COLOR

| SIZE | CASH PRICE* | RENT TO OWN (36 MO) | RENT TO OWN (60 MO)** |
|-------|-------------|---------------------|-----------------------|
| 8x8 | \$3,645 | \$168 ⁷⁵ | \$135 ⁰⁰ |
| 8x10 | \$3,945 | \$182 ⁶⁴ | \$146 ¹¹ |
| 8x12 | \$4,145 | \$191 ⁹⁰ | \$153 ⁵² |
| 8x16 | \$5,275 | \$244 ²¹ | \$195 ³⁷ |
| 10x10 | \$4,745 | \$219 ⁶⁸ | \$175 ⁷⁴ |
| 10x12 | \$4,975 | \$230 ³² | \$184 ²⁶ |
| 10x14 | \$5,795 | \$268 ²⁹ | \$214 ⁶³ |
| 10x16 | \$5,995 | \$277 ⁵⁵ | \$222 ⁰⁴ |
| 10x20 | \$7,175 | \$332 ¹⁸ | \$265 ⁷⁴ |
| 12x16 | \$7,795 | \$360 ⁸⁸ | \$288 ⁷⁰ |
| 12x20 | \$9,045 | \$418 ⁷⁵ | \$335 ⁰⁰ |
| 12x24 | \$10,545 | \$488 ¹⁹ | \$390 ⁵⁶ |



SINGLE SLOPE

FRONT HEIGHT INCREASES WITH WIDTH
TREATED OR PAINTED ONE COLOR

| SIZE | CASH PRICE* | RENT TO OWN (36 MO) | RENT TO OWN (60 MO)** |
|-------|-------------|-----------------------|-----------------------|
| 8x12 | \$4,715 | \$218 ²⁹ | \$174 ⁶³ |
| 8x16 | \$6,165 | \$285 ⁴² | \$228 ³³ |
| 10x10 | \$5,315 | \$246 ⁰⁶ | \$196 ⁸⁵ |
| 10x12 | \$5,865 | \$271 ⁵³ | \$217 ²² |
| 10x14 | \$6,335 | \$293 ²⁹ | \$234 ⁶³ |
| 10x16 | \$6,635 | \$307 ¹⁸ | \$245 ⁷⁴ |
| 10x20 | \$8,285 | \$383 ⁵⁶ | \$306 ⁸⁵ |
| 12x16 | \$8,465 | \$391 ⁹⁰ | \$313 ⁵² |
| 12x20 | \$9,815 | \$454 ⁴⁰ | \$363 ⁵² |
| 12x24 | \$11,135 | \$515 ⁵¹ | \$412 ⁴¹ |
| 12x28 | \$12,715 | \$588 ⁶⁶ | \$470 ⁹³ |
| 12x30 | \$13,515 | \$625 ⁶⁹ | \$500 ⁵⁶ |
| 12x32 | \$13,915 | \$644 ²¹ | \$515 ³⁷ |
| 12x36 | \$15,285 | \$707 ⁶⁴ | \$566 ¹¹ |
| 12x40 | \$16,185 | \$749 ³¹ | \$599 ⁴⁴ |
| 14x24 | \$14,865 | \$688 ¹⁹ | \$550 ⁵⁶ |
| 14x28 | \$16,715 | \$773 ⁸⁴ | \$619 ⁰⁷ |
| 14x32 | \$19,015 | \$880 ³² | \$704 ²⁶ |
| 14x36 | \$21,035 | \$973 ⁸⁴ | \$779 ⁰⁷ |
| 14x40 | \$22,815 | \$1,056 ²⁵ | \$845 ⁰⁰ |

T1-11 PRESSURE TREATED



NO ADDITIONAL CHARGE

LP SMART PANEL



NO ADDITIONAL CHARGE

ENGINEERED FLOORING

5/8" ENGINEERED TONGUE & GROOVE



WOOD DRYING SHEDS

SINGLE SLOPE ROOF: FRONT HEIGHT INCREASES WITH WIDTH
UTILITY STYLE ROOF: PRICE IS FOR 6' 3" WALLS (7' 8' AVAIL)
TREATED DECK BOARD



UTILITY STYLE ROOF:
ADD \$140

UTILITY STYLE ROOF
WITH 8' WALL UPGRADE:
ADDITIONAL \$220

| SIZE | CASH PRICE* | RENT TO OWN (36 MO) | RENT TO OWN (60 MO)** |
|-------|-------------|---------------------|-----------------------|
| 8x8 | \$3,945 | \$182 ⁶⁴ | \$146 ¹¹ |
| 8x12 | \$4,475 | \$207 ¹⁸ | \$165 ⁷⁴ |
| 10x10 | \$5,075 | \$234 ⁹⁵ | \$187 ⁹⁶ |



UPGRADE: 3/4" FLOORING
(SEE OPTIONS TABLE FOR PRICING)

ANIMAL SHELTERS

WALL HEIGHT IS 8'
TREATED OR PAINTED ONE COLOR



ANIMAL SHELTER FEATURES

- Comes standard with 6ft tall rear wall. Upgrade to 7ft or 8ft tall rear walls on 8ft, 10ft or 12ft wide animal shelters for \$300. Not available on 14ft or 16ft wide animal shelters.
 - Standard one stall per 20 feet of length or less (not counting tack room), unless specifically ordered differently.
 - Additional stalls (includes opening and divider) can be added for \$615 per stall (optional).
- TACK ROOM**
- \$165/foot of length (minimum of 4'). (Tack Room starts on an outside end wall. Add \$615 to start on an inside divider wall.)
 - 3ft Wooden Barn door on all tack rooms. Upgrade to 4ft Wooden Barn door for \$40 (where applicable).

Buildings will be set directly on ground with no blocking. Ground must be suitable for application prior to delivery.

ANIMAL SHELTER SECURITY DEPOSITS

- \$200:** 8ft & 10ft wide buildings
- \$600:** 12ft wide buildings
- \$1,000:** 14ft wide buildings

| SIZE | CASH PRICE* | RENT TO OWN (36 MO) | RENT TO OWN (60 MO)** |
|---|-------------|-----------------------|-----------------------|
| 8x12 | \$4,715 | \$218 ²⁹ | \$174 ⁶³ |
| 8x16 | \$6,165 | \$285 ⁴² | \$228 ³³ |
| 10x10 | \$5,315 | \$246 ⁰⁶ | \$196 ⁸⁵ |
| 10x12 | \$5,865 | \$271 ⁵³ | \$217 ²² |
| 10x14 | \$6,335 | \$293 ²⁹ | \$234 ⁶³ |
| 10x16 | \$6,635 | \$307 ¹⁸ | \$245 ⁷⁴ |
| 10x20 | \$8,285 | \$383 ⁵⁶ | \$306 ⁸⁵ |
| 12x16 | \$8,465 | \$391 ⁹⁰ | \$313 ⁵² |
| 12x20 | \$9,815 | \$454 ⁴⁰ | \$363 ⁵² |
| 12x24 | \$11,135 | \$515 ⁵¹ | \$412 ⁴¹ |
| 12x28 | \$12,715 | \$588 ⁶⁶ | \$470 ⁹³ |
| 12x30 | \$13,515 | \$625 ⁶⁹ | \$500 ⁵⁶ |
| 12x32 | \$13,915 | \$644 ²¹ | \$515 ³⁷ |
| 12x36 | \$15,285 | \$707 ⁶⁴ | \$566 ¹¹ |
| 12x40 | \$16,185 | \$749 ³¹ | \$599 ⁴⁴ |
| 14x24 | \$14,865 | \$688 ¹⁹ | \$550 ⁵⁶ |
| 14x28 | \$16,715 | \$773 ⁸⁴ | \$619 ⁰⁷ |
| 14x32 | \$19,015 | \$880 ³² | \$704 ²⁶ |
| 14x36 | \$21,035 | \$973 ⁸⁴ | \$779 ⁰⁷ |
| 14x40 | \$22,815 | \$1,056 ²⁵ | \$845 ⁰⁰ |
| >16x24 | \$17,765 | NA | NA |
| >16x28 | \$20,015 | NA | NA |
| >16x32 | \$22,735 | NA | NA |
| >16x36 | \$25,215 | NA | NA |
| >16x40 | \$27,215 | NA | NA |
| >16ft wide buildings only available as build on site. | | | |

BUILD ON SITE

Build on site requires additional fees paid to the builder. See local dealer for details.



OPTIONS & ADD-ONS

WINDOW OPTIONS

| | | |
|------------|---|-------------------------|
| W1 | 18" OCTAGONAL WINDOW | \$130 |
| W2 | 12"x18" LOFT WINDOW (IN LOFT ONLY; DOES NOT FIT ABOVE GARAGES) | \$130 |
| W3S | 2'x3' SINGLE PANE WINDOW | \$130 |
| W3D | 2'x3' DOUBLE PANE VINYL WINDOW (ARGON FILLED, ENERGY STAR RATED) | \$375 |
| W4S | 3'x3' SINGLE PANE WINDOW | \$150 |
| W4D | 3'x3' DOUBLE PANE VINYL WINDOW (ARGON FILLED, ENERGY STAR RATED) | \$425 |
| W5 | SHUTTER TRIM | \$100 PER WINDOW |
| W6 | 10"x35" WINDOW (FITS 4' SINGLE BARN DOOR) | \$150 |
| W7 | 10"x29" WINDOW (FITS DOUBLE BARN DOOR) | \$125 |

DOOR OPTIONS

| | | |
|------------|---|----------------|
| D1 | SINGLE 3' BARN DOOR | \$100 |
| D2 | SINGLE 3' WOODEN BARN DOOR WITH WINDOW | \$230 |
| D3 | SINGLE 4' BARN DOOR | \$140 |
| D4 | SINGLE 4' WOODEN BARN DOOR WITH WINDOW | \$290 |
| D5 | DOUBLE BARN DOORS | \$210 |
| D6 | DOUBLE WOODEN BARN DOORS WITH WINDOWS | \$455 |
| D7 | HOUSE - STYLE DOOR, NO WINDOW (OPENS IN & TO THE RIGHT ONLY) | \$500 |
| D8 | HOUSE - STYLE DOOR, 9 LITE WINDOW (OPENS IN & TO THE RIGHT ONLY) | \$585 |
| D9 | OPENING LOFT DOOR (LOFTED BARN ONLY) | \$100 |
| D10 | 9'x7' GARAGE DOOR (WALL MUST BE AT LEAST 12' WIDE x 8' TALL) (12" ON CENTER FLOOR JOISTS INCLUDED) | \$1,050 |
| D11 | 8'x7' GARAGE DOOR (WALL MUST BE AT LEAST 10' WIDE x 8' TALL) (12" ON CENTER FLOOR JOISTS INCLUDED) | \$1,025 |
| | GARAGE DOOR BRUSH SEAL (PRICED PER DOOR) | \$350 |

FLOORING OPTIONS

| | |
|--|---------------------|
| ADDITIONAL SKIDS (EACH) | \$6.35/ft |
| 3/4" FLOORING (PRICED PER SQUARE FOOT) | \$0.75/sq ft |
| 2x6 FLOOR JOISTS (STANDARD ON 14' & 16' WIDE BUILDINGS) | \$0.50/sq ft |
| 12" ON CENTER FLOOR JOISTS (STANDARD ON GARAGES) | \$0.50/sq ft |

PAINT & URETHANE OPTIONS

| | |
|---|------------------|
| PAINT (ONE STANDARD COLOR) | FREE |
| PAINTED BUILDING TRIM (SECOND COLOR / PAINT ONLY) | \$90 |
| EACH ADDITIONAL COLOR (INCLUDES DOORS - PAINT OR URETHANE TRIM ON DOORS & SHUTTERS - PAINT ONLY) | \$90 |
| UPGRADE TO URETHANE OR CUSTOM PAINT COLOR (8' & 10' WIDE BUILDINGS) | ADD \$140 |
| UPGRADE TO URETHANE OR CUSTOM PAINT COLOR (12' & 14' WIDE BUILDINGS) | ADD \$275 |

OTHER OPTIONS

| | | |
|-----------|---|---------------------|
| P1 | HOUSE WRAP VAPOR BARRIER (ON WALLS ONLY) | \$1.75/sq ft |
| P2 | TAR PAPER (UNDER ROOFING ONLY, RECOMMENDED FOR SHINGLE ROOFS) | \$1.75/sq ft |
| H1 | 7' TALL WALLS (81" INSIDE) (UTILITIES) | \$220 |
| H2 | 8' TALL WALLS (92" INSIDE) (UTILITIES) | \$220 |
| I1 | WORKBENCH (PRICED PER FOOT OF WIDTH) | \$20/ft |
| I2 | SHELVES (3 TIER) (PRICED PER FOOT OF WIDTH) | \$20/ft |
| I3 | LOFT (PRICED PER FOOT OF DEPTH) | \$30/ft |
| E1 | EXTRA PORCH POST | \$55/each |
| E2 | PORCH RAILING | \$20/ft |
| E3 | 6" FRONT & BACK ROOF OVERHANG (GABLE END WALLS) | \$345 |
| E4 | 7/12 PITCH (6' & 7' WALLS ONLY) (UTILITY ONLY) (8', 10' & 12' WIDE ONLY) | \$345 |
| F1 | 16" ON CENTER TRUSSES (PAINTED ONLY) | \$0.50/sq ft |
| F2 | 16" ON CENTER STUDS AND TRUSSES (TREATED ONLY) | \$1.10/sq ft |
| | SPECIAL ORDER METAL ROOF COLOR | \$240 |
| | ENGINEERED PLANS | \$50 |

RENT TO OWN

SECURITY DEPOSITS*

\$100: 8ft & 10ft wide buildings

\$300: 12ft wide buildings

\$1,000: 14ft wide buildings

*Excludes Animal Shelters & Build On Site.

DELIVERY & SETUP



- **Free delivery and easy setup within 50 kilometers.**
- **Please consult your local dealer for the most up-to-date delivery lead times.**
- **No site preparation necessary if site is no more than 3 feet out of level.**
- **Customer has the responsibility to decide if ground conditions are unsuitable for delivery. We are not responsible for yard damage.**
- **Site must be accessible by truck and trailer.**

Drivers can supply blocks for \$4.00 each. Free Delivery covers one trip up to 50 kilometers one way. Trips over 50 kilometers are subject to a \$2.75/km (8ft & 10ft wide) or \$4.75/km (12ft & 14ft wide) charge one way. Free setup includes leveling the building, starting with one corner at ground level and raising it up to a maximum of 3 feet. If leveling requires 1 foot or less, pressure treated wood may be used. Otherwise, customer may supply concrete blocks which are placed on top of the ground, or we can supply concrete blocks for \$4.00 each.

In very rare cases, underground footers may be required by local building codes. Old Hickory Buildings of Canada does not offer digging or footer services and these are not included in free set up, however we can work with customer or contractor when required for an additional cost.

Please contact your local Building Inspector and/or Homeowner's Association for information on requirements and restrictions. The customer will be responsible for the mileage charge as well as the cost of any additional trips.

- All dimensions measured in feet and inches.
- One color paint/water sealer included in above price. Urethane and additional colors are extra (excluding Build On Site).
- *Plus tax. Prices shown include 3% discount offered for purchases made with cash or cheque. Credit card purchases are not eligible for the discounted price and will be priced 3% higher.
- 12' wide and over buildings are measured across the eaves due to MOT regulations (all others are measured from outside corners).
- **Not available at all locations. See dealer for details.
- All 8ft wide buildings come with a single door (excluding packages).
- All 10ft, 12ft, 14ft & 16ft wide buildings come with double doors (excluding packages).
- Available RTO terms may change by location. See your local dealer for details.
- Add package price to Lofted or Utility Style Buildings only. For package deals, some options may be removed but no credit given on price.

Old Hickory Buildings of Canada, ULC and its associates are not responsible for permits, snow/wind load requirements, covenant searches, restrictions, setbacks, yard damage, or underground damage. In very rare cases, underground footers may be required by local building codes. Old Hickory Buildings of Canada does not offer digging or footer services and these are not included in free set up, however we can work with customer or contractor when required for an additional cost. Please contact your local Building Inspector and/or Homeowner's Association for information on requirements and restrictions. It is the customer's responsibility to decide if ground conditions are unsuitable for delivery. Old Hickory has the right to refuse any sale prior to the time when it is accepted and approved by Old Hickory's corporate office and the building is set up at customer's location.

ALL PRICES SUBJECT TO CHANGE.

12.20.21 (OHC_PG_MB-7175) Old Hickory Buildings of Canada, ULC ©Copyright 2021 | All rights reserved.

MB
v002